

# SC-C180 Specification







## Introduction

1. Roller CAM struture, no backlash, high accuracy and efficiency
2. Platter Diameter 180mm, hydraulic brake
3. Suitable for installation on drilling and tapping machines, 650mm travel VMC

Dimensions	Table Diameter	mm	Ø180
	Diameter of Table Central Hole	mm	Ø65H7
	Center Height (Vertical)	mm	150
	T slot width	mm	12H7
	Guide Block width		14h7
	Net Weight (servo motor excluded)	kg	78



Roller CAM	Gear Ratio	/	50
	Max. Rotation(Calculate with Fanuc $\alpha$ Motor)	rpm	60
	Resolution	°	0.001
	Indexing Precision	sec.	±20
	Repeatability	sec.	±4

Allowable Workpiece Load			Clamping system		Allowable load (rotary table clamping)		
Vertical/kg	Horizontal/kg	With tailstock/kg	pressure/MPa	Torque/N.m	F(N)	FXL(N.m)	FXL(N.m)
 100	 200	 200	4±0.5	530	 16000	 530	 1100

Servo motor							
FANUC		MITSUBISHI	YASKAWA	SIMENS	SYNTEC	HEIDENHAIN	GSK
$\alpha$	$\beta$						
aiF4	$\beta$ is8	HG104S-D47	SGM7G-09A	1FK7060	S08-AM5-40	QSY116E	130SJT-M075D

## SC-C180 Dimensions

